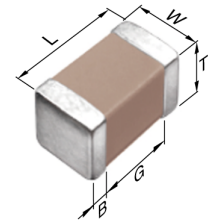


C5750X7S2A106M230KB



TDK item description C5750X7S2A106MT****

Applications	Commercial Grade Please refer to Part No. CGA9N3X7S2A106M230KB for Automotive use.
Feature	Mid Voltage (100 to 630V)
Series	C5750 [EIA 2220]
Status	Production



Dimensions in mm

Size	
Length(L)	5.70mm ±0.40mm
Width(W)	5.00mm ±0.40mm
Thickness(T)	2.30mm ±0.20mm
Terminal Width(B)	0.20mm Min.
Terminal Spacing(G)	
Recommended Land Pattern (PA)	4.10mm to 4.80mm
Recommended Land Pattern (PB)	1.20mm to 1.40mm
Recommended Land Pattern (PC)	4.00mm to 5.00mm

Electrical Characteristics	
Capacitance	10µF ±20%
Rated Voltage	100VDC
Temperature Characteristic	X7S(±22%)
Dissipation Factor (Max.)	5%
Insulation Resistance (Min.)	50MΩ

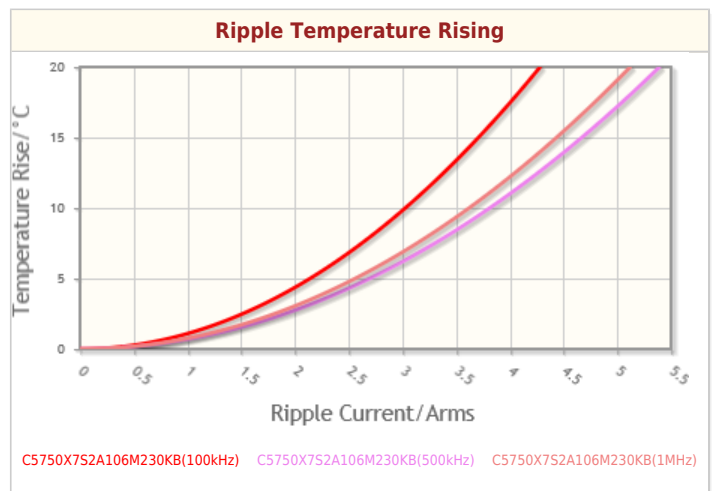
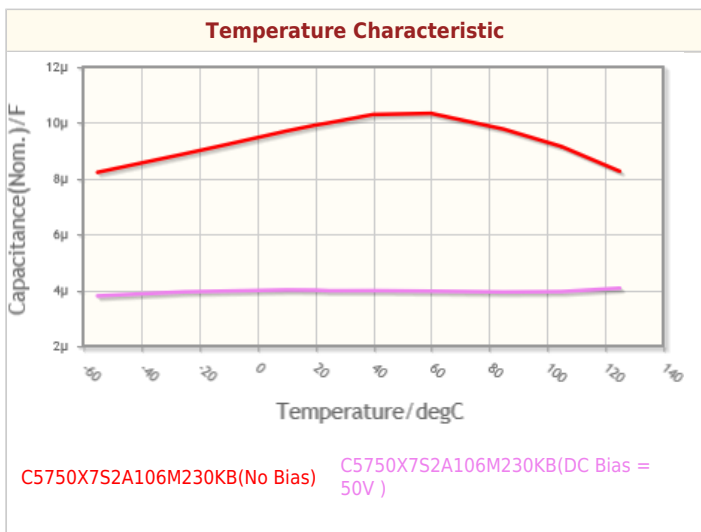
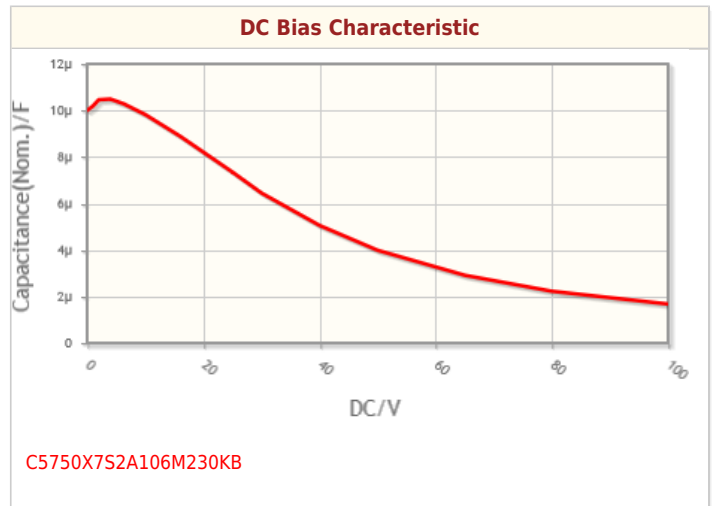
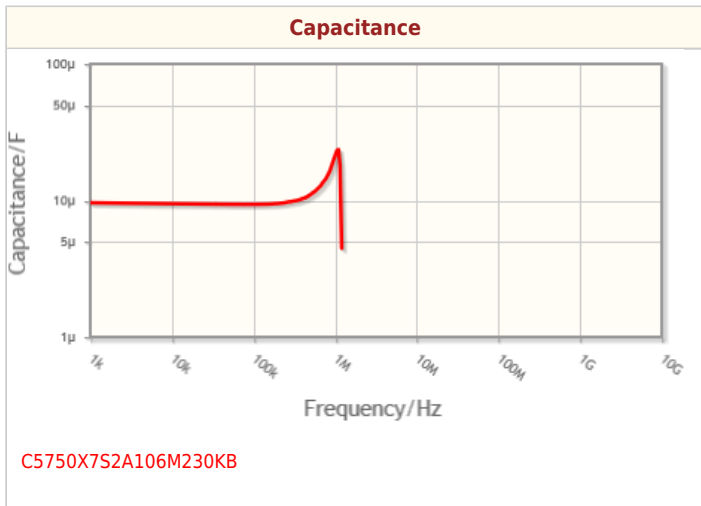
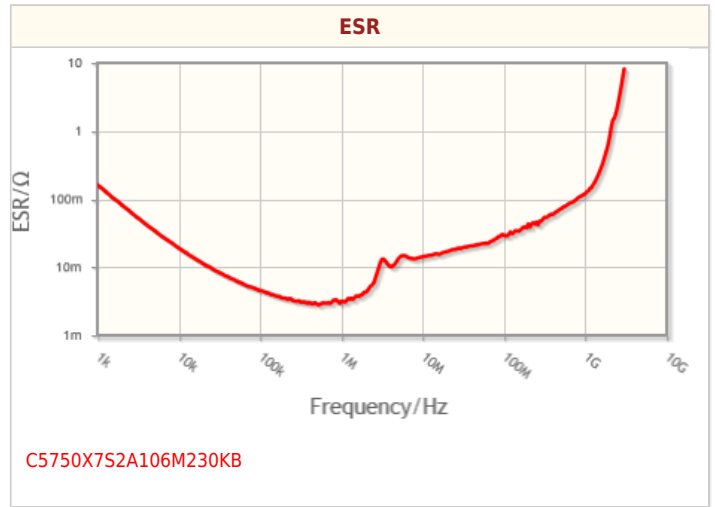
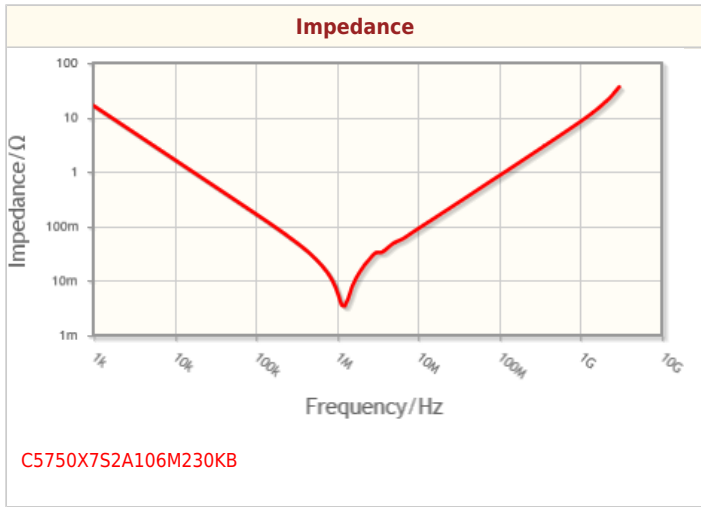
Other	
Soldering Method	Reflow
AEC-Q200	No
Packing	Blister (Plastic)Taping [180mm Reel]
Package Quantity	500pcs

! Images are for reference only and show exemplary products.
! This PDF document was created based on the data listed on the TDK Corporation website.
! All specifications are subject to change without notice.

C5750X7S2A106M230KB



Characteristic Graphs(This is reference data, and does not guarantee the products characteristics.)



! Images are for reference only and show exemplary products.
! This PDF document was created based on the data listed on the TDK Corporation website.
! All specifications are subject to change without notice.



Associated Images

